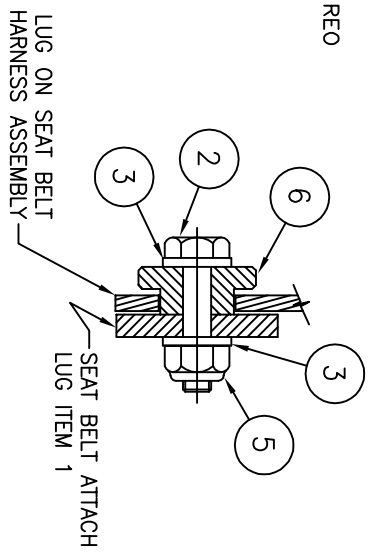
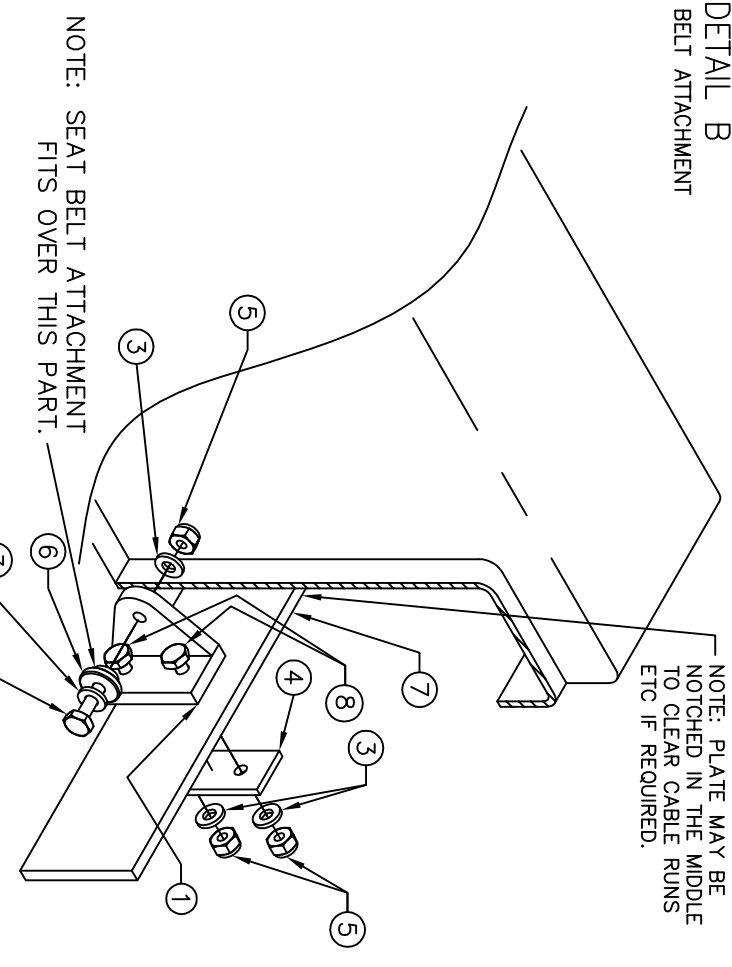
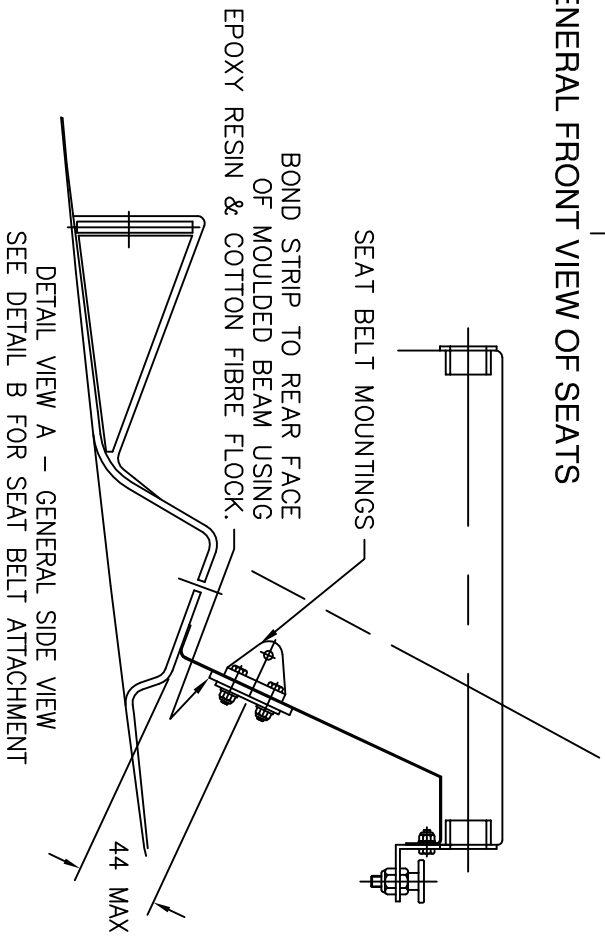


GENERAL FRONT VIEW OF SEATS



DETAIL B
SEAT BELT ATTACHMENT

ITEM	PART No.	DESCRIPTION	QTY.
1	5000094	MOUNT LUG SEAT BELT	2
2	AN3-7A	BOLT	2
3	AN960-10	WASHER	8
4	3128004	BACKING PLATE THROTTLE SHAFT	2
5	MS20365-1032	NUT	6
6	1109004	FLANGED BUSH	2
7	1A002A0D	REO DOOR FRAME J SERIES	1
8	AN3-10A	BOLT	4



ASSEMBLY DETAIL

- NOTES:
1. PREPARE BONDING FACES BEFORE JOINING.
 2. REMOVE PEEL PLY WHERE APPLICABLE.
 3. LIGHTLY SAND REAR FACE OF MOULDED BEAM, WIPE WITH A RAG MOISTENED WITH ACETONE, LIGHTLY SAND AGAIN, THEN BLOW OFF DUST USING DRY AIR.

PROJECTION		DIMENSIONS	DO NOT SCALE	AVTECH P/L
		IN MILLIMETRES		A.C.N. 010 786 973

LIMITS	+/- 2mm	DRAWN	DS	HINKLER AIRPORT
--------	---------	-------	----	-----------------

MATERIAL	AS DETAILED	APPR.		BUNDABERG 4670
----------	-------------	-------	--	----------------

THIS DRAWING IS COPYRIGHT AND MUST NOT BE COPIED WITHOUT THE CONSENT OF AVTECH PTY LTD		SCALE	DS	2	9/9/05
		NTS	1	16/8/05	
		ISS.		DATE	

TITLE
RETROFIT LOWER SEAT BELT ATTACH INST
(USB 011). UL FUSE FAMILY.

DWG. No. **1A073A0D-2**
SHEET 1 OF 1 A4